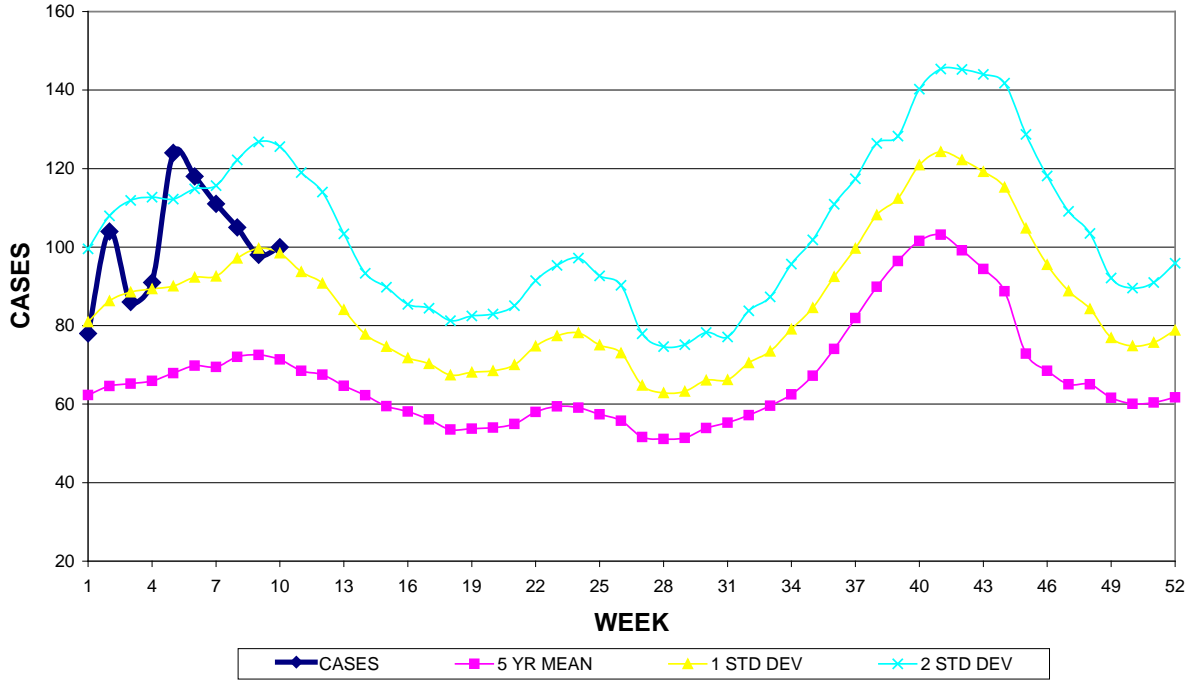


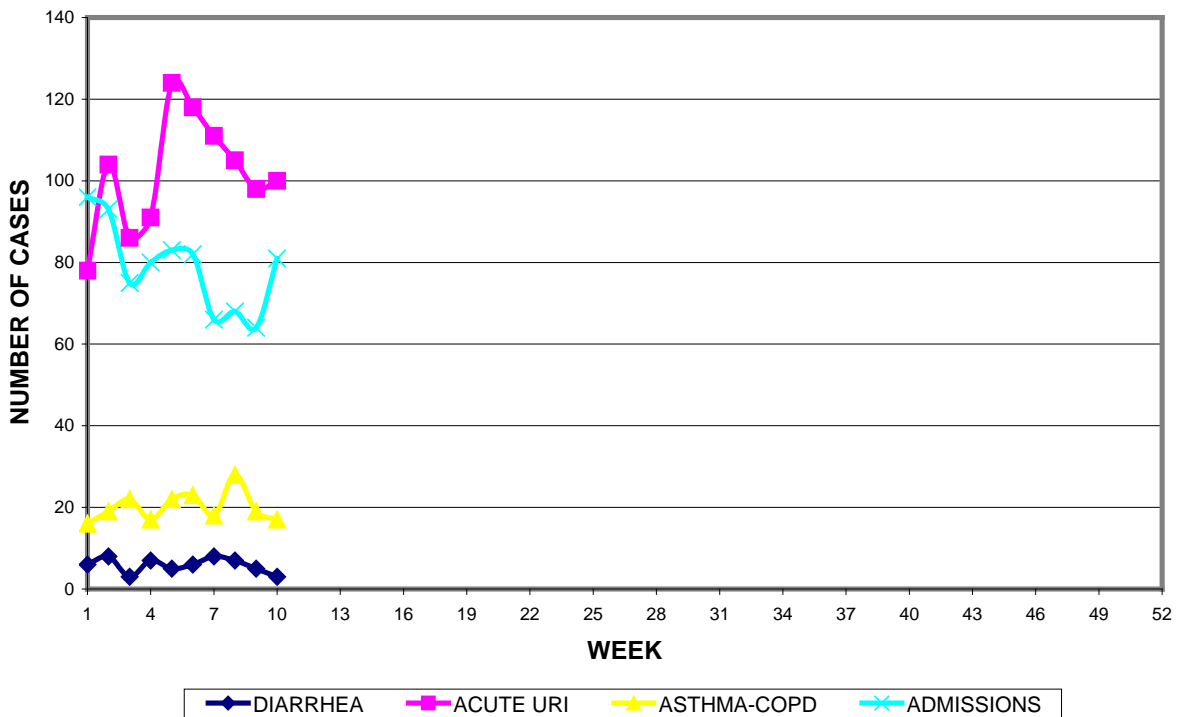
GUAM MEMORIAL HOSPITAL AUTHORITY
 INFECTION CONTROL DEPARTMENT
GUAM EPIDEMIOLOGY NEWSLETTER
 REPORT FOR WEEK ENDING: 3/12//2011 (Reporting week 2011-10)

GUAM REPORTS

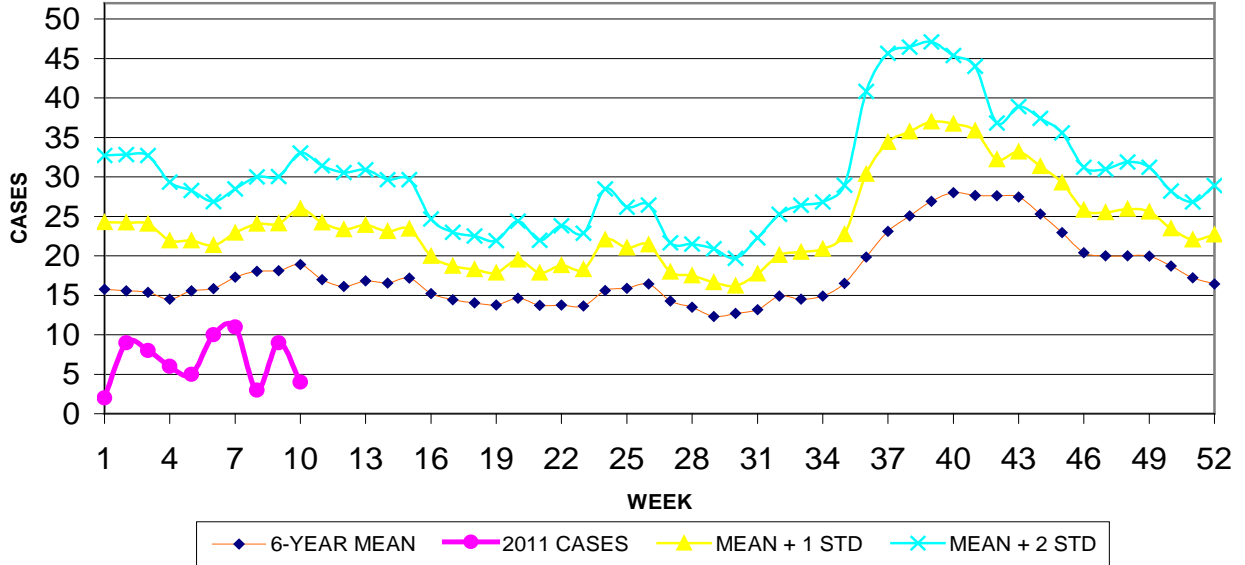
**GUAM ACUTE RESPIRATORY INFECTION SURVEILLANCE 2011;
 GMHA-EMERGENCY DEPARTMENT PATIENTS BY WEEK SEEN**



GUAM SYNDROMIC DISEASE SURVEILLANCE
GMHA-ED PATIENT DIAGNOSES BY WEEK, 2011



MEDICAL RECORDS AND INFECTION CONTROL DEPARTMENTS
 GUAM MEMORIAL HOSPITAL AUTHORITY
**HOSPITAL INPATIENT DISCHARGES WITH A DIAGNOSIS OF
 PNEUMONIA BY WEEK DISCHARGED, 2011**



GUAM SENTINEL PHYSICIAN INFLUENZA SURVEILLANCE
 REPORTS OF INFLUENZA OR INFLUENZA-LIKE ILLNESSES
 RECEIVED FOR THE WEEK ENDING 3/5/2011

No activity - No cases reported by sentinel physicians
 (ACTIVITY LEVELS: No activity, Sporadic, Local, Regional, Widespread)

Foreign Quarantine & Enteric Diseases Section
 Bureau of Communicable Disease Control
 Guam Department of Public Health & Social Services

H1N1 INFLUENZA SURVEILLANCE, WEEK 10, 2011

Cumulative 2011: 1 civilian & 4 military cases
NO CASES OF H1N1 REPORTED FOR WEEK 10

INFECTION CONTROL DEPARTMENT
 GUAM MEMORIAL HOSPITAL AUTHORITY

**HOSPITALIZATIONS FOR INFLUENZA A or B BY AGE
 AND MORBIDITY REPORTING WEEK, 2011**

	WEEK										
AGE	1	2	3	4	5	6	7	8	9	10	TOTAL
0-4											
5-18											
19-24											
25-49											
50-64				1							1
65+											
TOTAL	0	0	0	1	0	0	0	0	0	0	1

GUAM MEMORIAL HOSPITAL
INFECTION CONTROL DEPARTMENT
**GMHA-EMERGENCY DEPARTMENT CLINICAL DIAGNOSES OF INFLUENZA OR
FLU-SYNDROME BY WEEK AND PATIENT'S VILLAGE OF RESIDENCE, 2011**
(Villages listed geographically from northern-most to southern-most)

VILLAGE	WEEK										TOTAL	2011 RATE
	1	2	3	4	5	6	7	8	9	10		
Yigo	0	2	1	0	2	1	3	0	0	0	9	39.08
Dededo	4	0	3	5	5	2	5	1	3	0	28	55.09
Tamuning	0	1	1	0	1	1	0	1	0	0	5	23.47
Barrigada	0	0	1	0	0	0	2	0	0	1	3	39.09
Mangilao	0	1	2	1	1	3	0	2	0	0	10	63.51
M-T-M	0	1	0	1	3	2	1	0	0	0	8	115.72
Hagatna	0	1	0	0	0	0	2	0	0	1	3	307.46
Agaña Hts	0	0	0	0	0	0	0	1	0	0	1	21.46
Sinajana	0	2	0	0	0	0	0	0	0	0	2	59.28
Chalan Pago- Ordot	0	0	0	2	0	0	1	0	1	0	3	42.83
Asan-Maina	0	0	0	0	0	0	0	0	0	0	0	0
Piti	0	0	0	0	0	0	0	0	0	0	0	0
Santa Rita	0	1	0	1	0	0	0	0	0	1	2	33.82
Agat	0	0	0	0	0	1	0	1	0	0	2	29.90
Yona	0	0	0	1	1	0	0	1	2	0	5	65.21
Talofof	0	0	0	0	1	0	0	0	0	0	1	26.30
Inarajan	0	0	0	0	1	2	0	0	0	0	3	83.13
Merizo	0	0	0	2	0	0	0	0	0	0	2	78.19
Umatac	0	0	0	0	0	0	0	0	0	0	0	0
Unknown	0	0	0	0	0	0	0	0	0	0	0	0
TOTAL	4	9	8	13	15	12	14	7	6	3	88	49.71

NOTE: Rate = cases per 100,000 population for the specified period.

GUAM ANIMAL DISEASE (ZONOSSES) REPORTS
REPORTS RECEIVED FOR THE WEEK ENDING 3/12/2011

None reported

BUREAU OF COMMUNICABLE DISEASE CONTROL
 DEPARTMENT OF PUBLIC HEALTH AND SOCIAL SERVICES
ISLAND-WIDE COMMUNICABLE DISEASE REPORT
 REPORTS RECEIVED FOR THE WEEK ENDING 3/12/2011

<i>Acinetobacter baumani</i> MDR	1
Chickenpox	1
Chlamydia	15
Conjunctivitis	16
<i>Elizabethkingi</i> MDR	1
<i>E. coli</i> MDR	3
Influenza A (not sub-typed)	1
Influenza B (not sub-typed)	1
Influenza (type not reported)	1
<i>Klebsiella</i> sp. MDR	2
Meningitis	1
MRSA	11
Mumps	3
Pertussis	4
Scarlet fever	1
Streptococcal sore throat	8
Syphilis	1

PREVENTIVE MEDICINE DEPARTMENT
 U.S. NAVAL HOSPITAL GUAM

**PNEUMONIA CASES SEEN IN GUAM MILITARY TREATMENT
 FACILITIES BY WEEK REPORTED, 2011**

