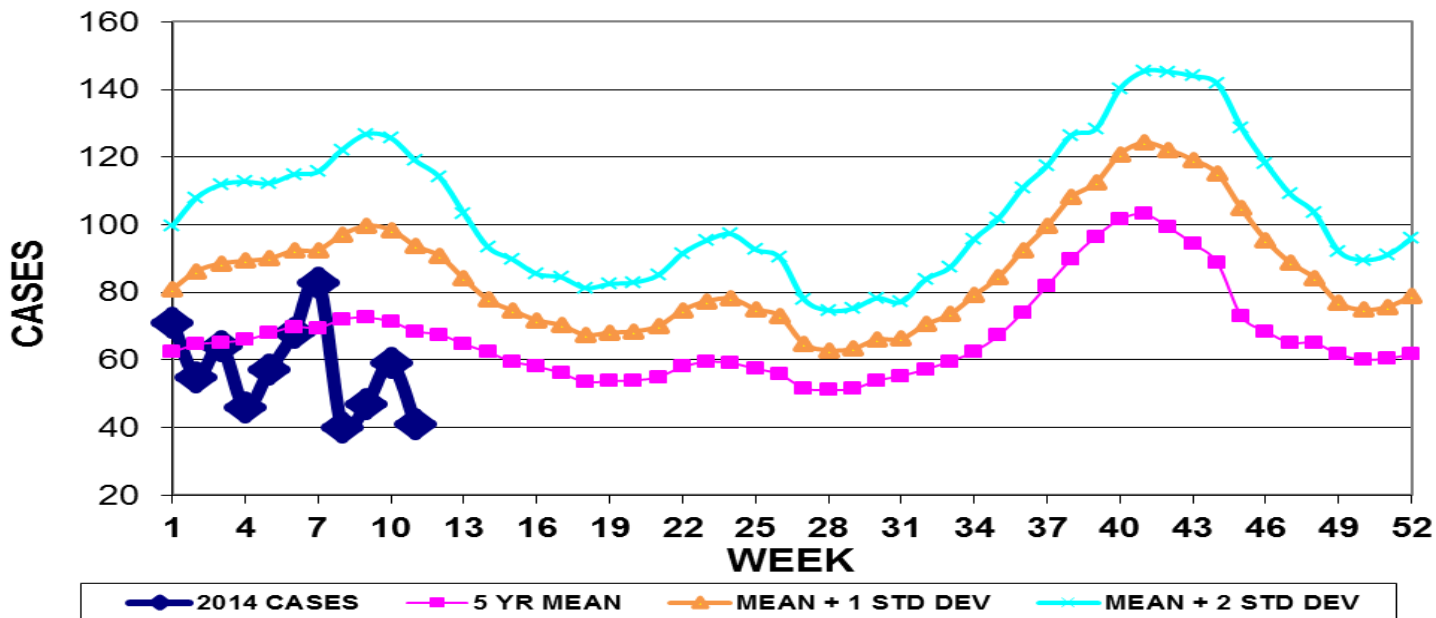


INFECTION CONTROL DEPARTMENT  
 GUAM MEMORIAL HOSPITAL AUTHORITY  
**GUAM EPIDEMIOLOGY NEWSLETTER**

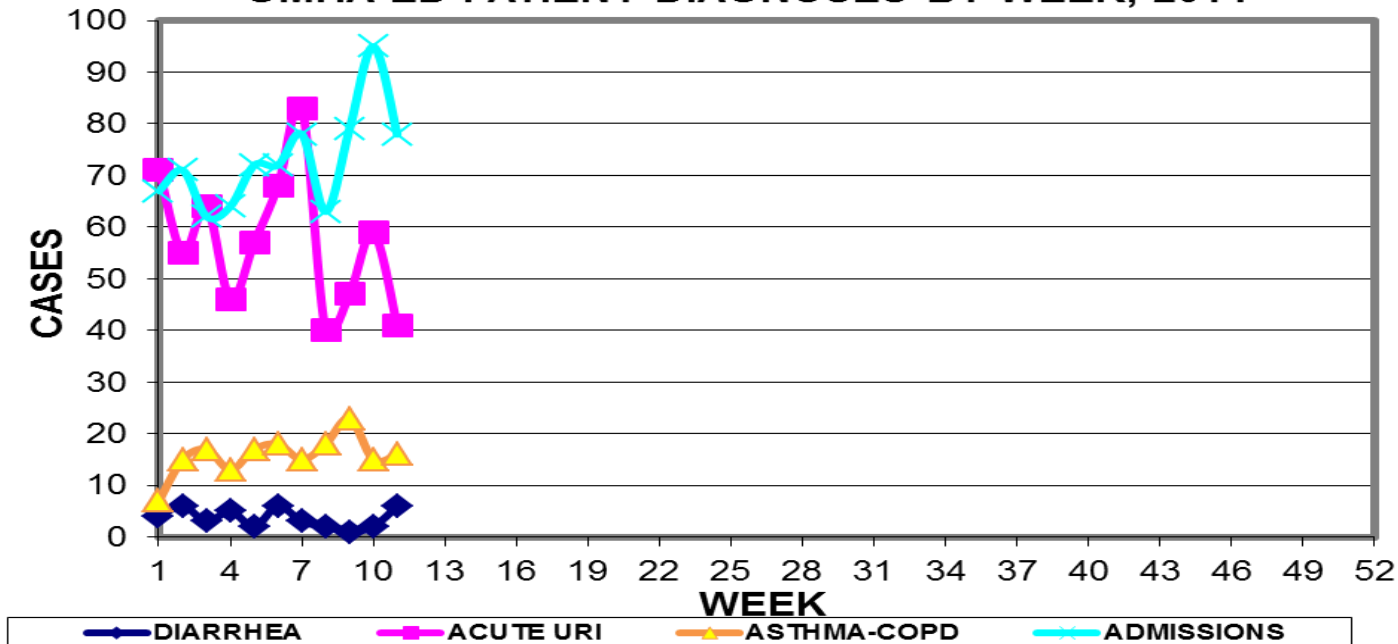
REPORT FOR WEEK ENDING: 3/15/2014 (Reporting week 2014-11)

**GUAM REPORTS**

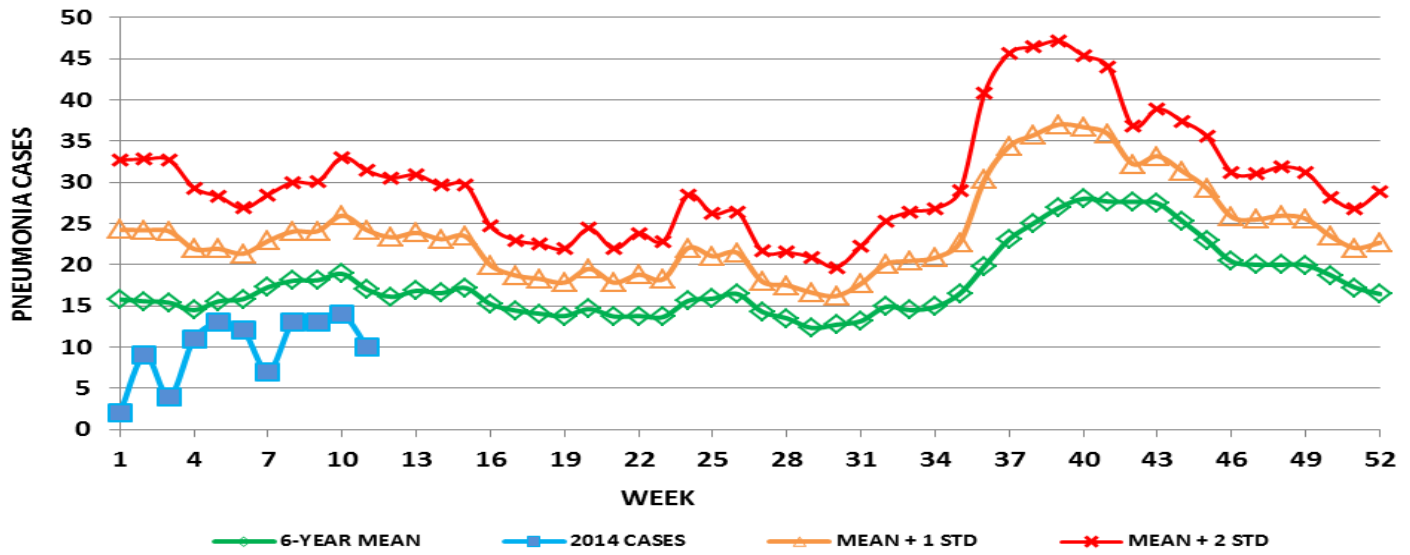
**GUAM ACUTE RESPIRATORY INFECTION SURVEILLANCE 2014;  
 GMHA-EMERGENCY DEPARTMENT PATIENTS BY WEEK SEEN**



**GUAM SYNDROMIC DISEASE SURVEILLANCE  
 GMHA-ED PATIENT DIAGNOSES BY WEEK, 2014**



**MEDICAL RECORDS AND INFECTION CONTROL DEPARTMENTS  
GUAM MEMORIAL HOSPITAL AUTHORITY  
HOSPITAL INPATIENT DISCHARGES WITH A DIAGNOSIS OF PNEUMONIA  
BY WEEK DISCHARGED, 2014**



**GUAM SENTINEL PHYSICIAN INFLUENZA SURVEILLANCE  
REPORTS OF INFLUENZA OR INFLUENZA-LIKE ILLNESSES  
RECEIVED FOR THE WEEK ENDING 3/15/14**

Local – One case reported by sentinel physicians  
(ACTIVITY LEVELS: No activity, Sporadic, Local, Regional, Widespread)

Bureau of Communicable Disease Control  
Guam Department of Public Health & Social Services  
**H1N1 INFLUENZA SURVEILLANCE, WEEK 11, 2014**  
NO CASES OF H1N1 REPORTED FOR WEEK 11  
**Cumulative 2014: 0 civilian & 0 military cases**

INFECTION CONTROL DEPARTMENT  
GUAM MEMORIAL HOSPITAL AUTHORITY  
**HOSPITALIZATIONS FOR INFLUENZA A BY AGE  
AND MORBIDITY REPORTING WEEK**

AGE	2	3	4	5	6	7	8	9	10	11	TOTAL
0-4											
5-18											
19-24											
25-49											
50-64					1						1
65+											
TOTAL	0	0	0	0	1	0	0	0	0	0	1

INFECTION CONTROL DEPARTMENT  
 GUAM MEMORIAL HOSPITAL AUTHORITY  
**GMHA-EMERGENCY DEPARTMENT CLINICAL DIAGNOSES OF INFLUENZA OR FLU-  
 SYNDROME BY WEEK AND PATIENT'S VILLAGE OF RESIDENCE, 2013**  
 (Villages listed geographically from northern-most to southern-most)

VILLAGE	WEEK										TOTAL	2014 RATE
	2	3	4	5	6	7	8	9	10	11		
Yigo	1	2	0	1	2	1	0	2	0	0	9	43.37
Dededo	4	3	4	2	4	2	0	0	4	2	31	68.27
Tamuning	1	0	0	0	0	2	1	2	0	2	13	65.37
Barrigada	0	0	1	2	0	1	0	1	2	1	10	111.52
Mangilao	0	0	2	0	1	2	0	1	2	2	10	65.16
M-T-M	0	0	1	1	0	0	0	1	0	0	5	72.52
Hagatna	0	0	0	0	0	0	0	0	0	0	1	94.16
Agaña Hts	0	0	0	1	0	0	0	0	0	0	1	25.99
Sinajana	0	0	0	0	0	1	0	0	1	0	4	152.73
Chalan Pago-Ordot	1	1	0	0	0	0	0	0	1	0	4	58.04
Asan-Maina	0	0	0	0	0	0	0	0	0	0	0	0
Piti	1	0	0	0	1	0	0	0	0	0	2	136.15
Santa Rita	0	0	0	0	0	0	0	1	0	0	1	16.27
Agat	0	0	0	1	0	0	0	0	0	0	1	20.13
Yona	0	1	0	1	0	1	0	0	1	0	4	61.10
Talofofo	0	1	1	1	0	2	0	0	0	0	5	162.28
Inarajan	1	0	0	0	1	0	0	0	0	0	2	87.11
Merizo	0	1	0	0	0	0	0	0	0	0	1	53.50
Umatac	0	0	0	0	0	1	0	0	0	0	1	126.58
Tourist	0	0	0	1	0	2	0	0	1	2	6	
Unknown	0	0	0	0	0	0	0	0	0	0	0	
<b>TOTAL</b>	9	9	9	11	9	15	1	8	12	9	111	68.94

NOTE: Rate = cases per 100,000 population for the specified period.

**GUAM ANIMAL DISEASE (ZONOSSES) REPORTS**  
 REPORTS RECEIVED FOR THE WEEK ENDING 3/15/2014

Anaplasmosis.- 2 canine, Babesiosis – 2 canine

Bureau of Communicable Disease Control  
**Guam Department of Public Health & Social Services**  
**ISLAND-WIDE COMMUNICABLE DISEASE REPORT**

REPORTS RECEIVED FOR THE WEEK ENDING 3/15/2014

AIDS	1
<i>Campylobacter</i> sp.	1
<i>Chlamydia trachomatis</i>	12
Conjunctivitis	1
Hansen's disease (lepromatous)	1
Hepatitis C	2
Influenza A	7
Influenza B	2
<i>Klebsiella pneumoniae</i> MDR	2
MRSA	12
Rotavirus	1
Streptococcal sore throat	11
Streptococcal disease, other	2
VRE	

PREVENTIVE MEDICINE DEPARTMENT  
 U.S. NAVAL HOSPITAL GUAM

**PNEUMONIA CASES SEEN IN GUAM MILITARY  
 TREATMENT FACILITIES BY WEEK REPORTED, 2014**

