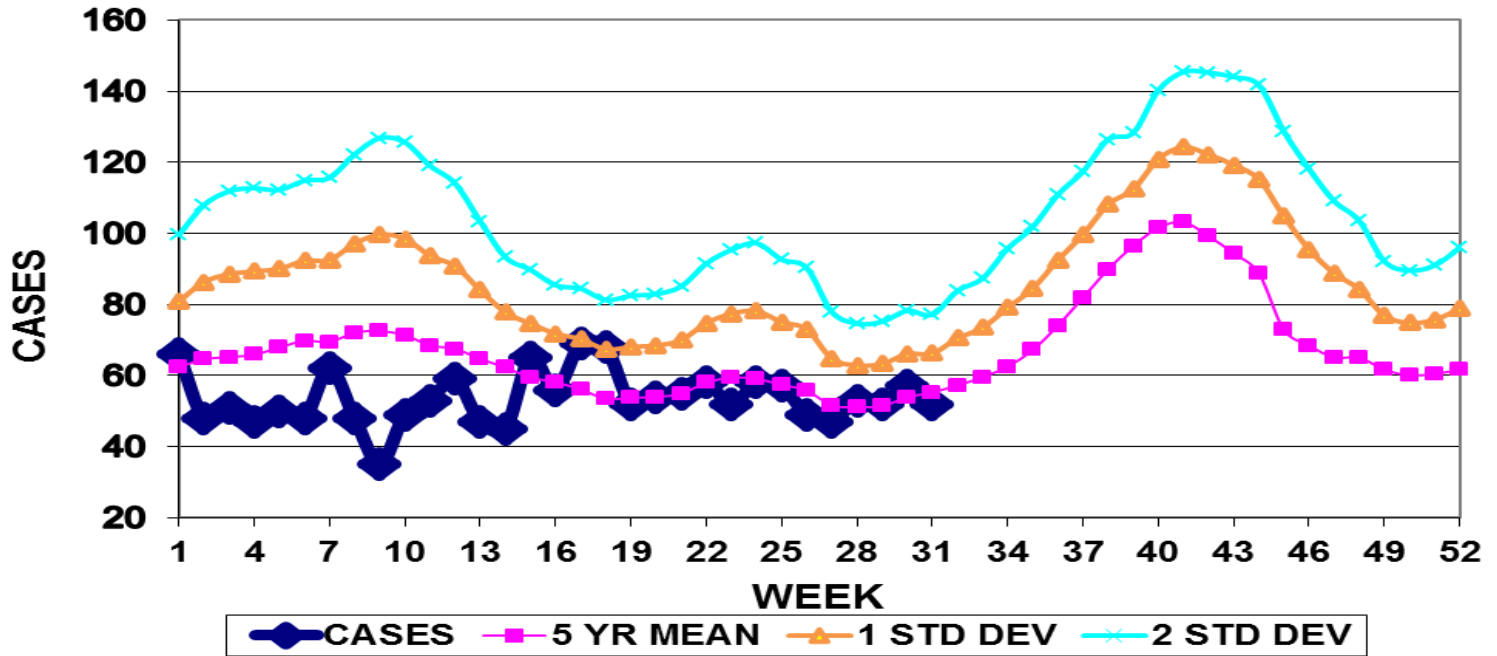


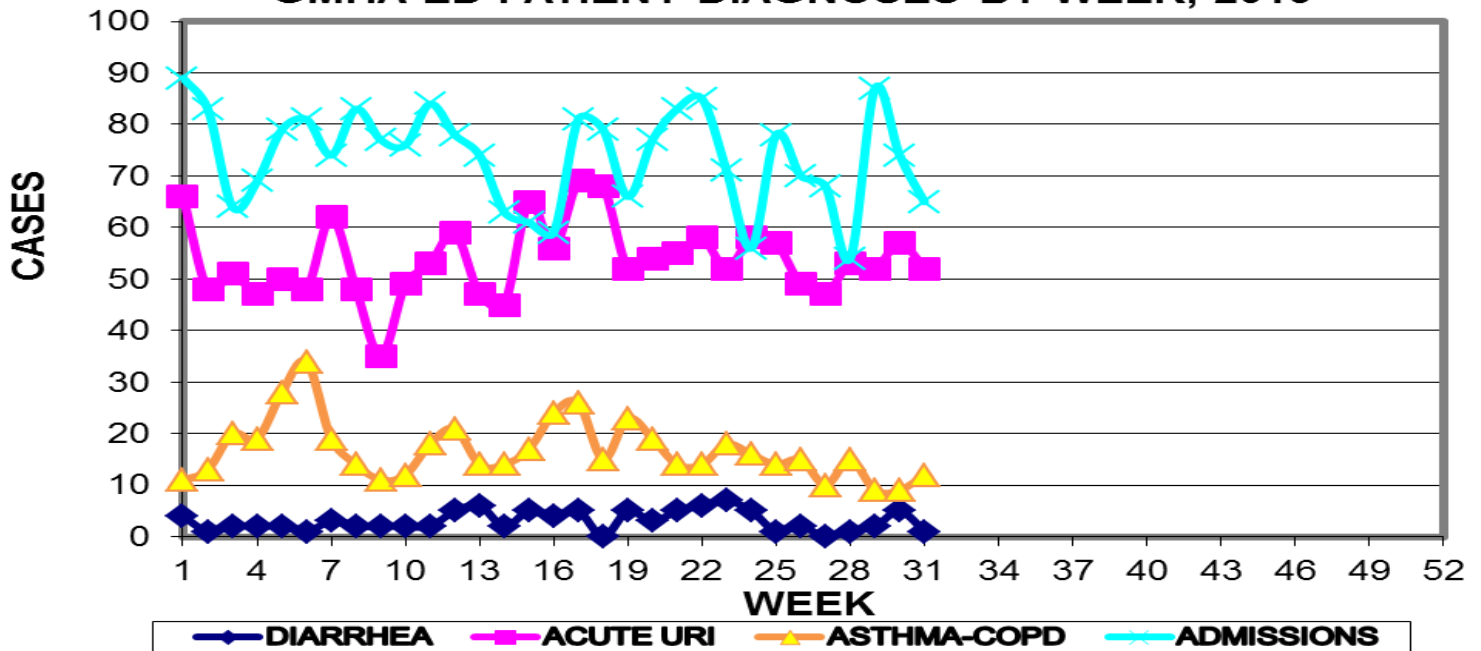
INFECTION CONTROL DEPARTMENT
 GUAM MEMORIAL HOSPITAL AUTHORITY
GUAM EPIDEMIOLOGY NEWSLETTER
 REPORT FOR WEEK ENDING: 8/3/2013 (Reporting week 2013-31)

GUAM REPORTS

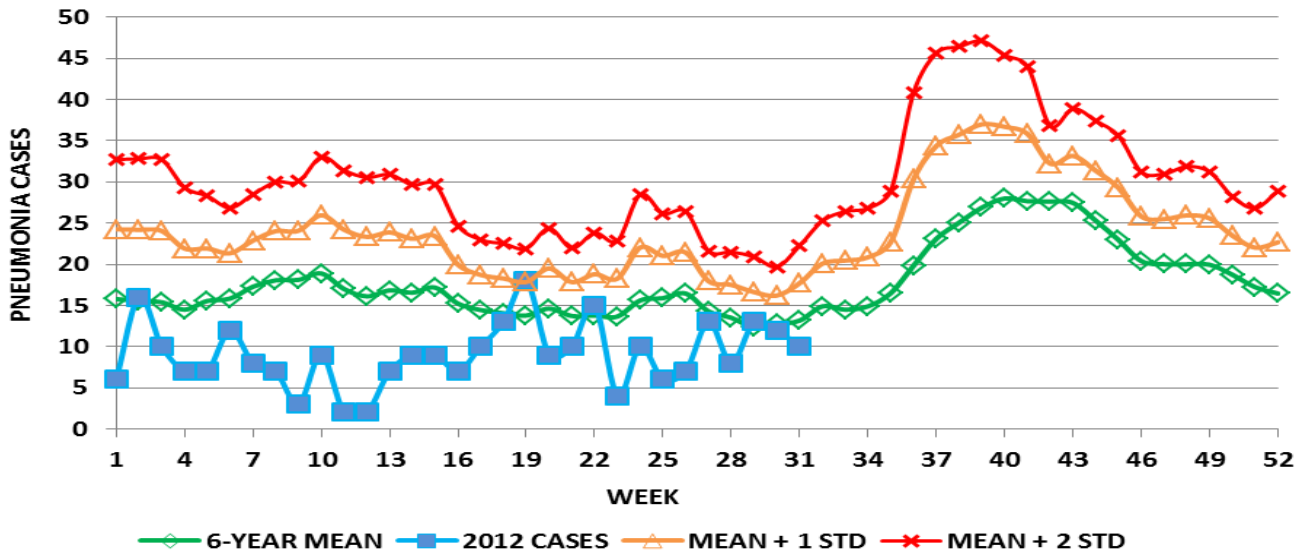
**GUAM ACUTE RESPIRATORY INFECTION SURVEILLANCE 2013;
 GMHA-EMERGENCY DEPARTMENT PATIENTS BY WEEK SEEN**



**GUAM SYNDROMIC DISEASE SURVEILLANCE
 GMHA-ED PATIENT DIAGNOSES BY WEEK, 2013**



**MEDICAL RECORDS AND INFECTION CONTROL DEPARTMENTS
GUAM MEMORIAL HOSPITAL AUTHORITY
HOSPITAL INPATIENT DISCHARGES WITH A DIAGNOSIS OF PNEUMONIA
BY WEEK DISCHARGED, 2013**



**GUAM SENTINEL PHYSICIAN INFLUENZA SURVEILLANCE
REPORTS OF INFLUENZA OR INFLUENZA-LIKE ILLNESSES
RECEIVED FOR THE WEEK ENDING 8/3/13**

Sporadic – No cases reported by sentinel physicians

(ACTIVITY LEVELS: No activity, Sporadic, Local, Regional, Widespread)

Foreign Quarantine & Enteric Diseases Section
Bureau of Communicable Disease Control

**Guam Department of Public Health & Social Services
H1N1 INFLUENZA SURVEILLANCE, WEEK 31, 2013
NO CASES OF H1N1 REPORTED FOR WEEK 31**

Cumulative 2013: 0 civilian & 0 military cases

INFECTION CONTROL DEPARTMENT
GUAM MEMORIAL HOSPITAL AUTHORITY

**HOSPITALIZATIONS FOR INFLUENZA A BY AGE
AND MORBIDITY REPORTING WEEK**

AGE	22	23	24	25	26	27	28	29	30	31	TOTAL
0-4											2
5-18											
19-24											
25-49											
50-64											
65+											
TOTAL	0	0	0	0	0	0	0	0	0	0	2

INFECTION CONTROL DEPARTMENT
 GUAM MEMORIAL HOSPITAL AUTHORITY
**GMHA-EMERGENCY DEPARTMENT CLINICAL DIAGNOSES OF INFLUENZA OR FLU-
 SYNDROME BY WEEK AND PATIENT'S VILLAGE OF RESIDENCE, 2013**
 (Villages listed geographically from northern-most to southern-most)

VILLAGE	WEEK										TOTAL	2013 RATE
	22	23	24	25	26	27	28	29	30	31		
Yigo	0	0	2	2	0	1	0	1	0	1	17	81.50
Dededo	0	2	3	5	0	0	1	0	3	1	50	109.81
Tamuning	0	1	2	0	0	0	0	0	0	1	13	64.40
Barrigada	0	1	1	0	0	0	0	0	0	0	6	44.73
Mangilao	0	1	1	0	0	1	0	0	0	0	15	95.51
M-T-M	1	0	1	1	0	0	0	0	2	0	15	210.70
Hagatna	0	0	0	0	0	0	1	0	0	0	3	289.58
Agaña Hts	1	0	0	0	0	0	0	0	0	0	3	79.62
Sinajana	0	0	0	0	0	0	0	0	0	0	2	79.55
Chalan Pago- Ordot	2	0	0	1	0	0	0	0	1	0	6	84.60
Asan-Maina	0	0	0	0	0	0	0	0	0	0	0	0.00
Piti	0	0	0	0	0	0	0	0	0	0	2	143.88
Santa Rita	0	0	0	0	0	0	0	0	0	0	3	53.01
Agat	0	0	1	1	0	0	1	0	0	0	8	170.39
Yona	0	0	0	0	0	0	0	0	0	1	8	123.48
Talofof	0	0	0	0	0	0	0	0	0	0	3	99.97
Inarajan	0	0	0	0	0	0	0	0	0	0	0	0.00
Merizo	0	0	0	0	0	0	0	0	0	0	0	0.00
Umatac	0	0	0	0	0	0	0	0	1	0	0	133.16
Tourist	0	0	0	0	0	0	0	0	0	0	1	
Unknown	0	0	0	0	0	0	0	0	0	0	0	
TOTAL	4	5	11	10	0	2	3	1	7	4	156	97.06

NOTE: Rate = cases per 100,000 population for the specified period.

GUAM ANIMAL DISEASE (ZONOSSES) REPORTS
 REPORTS RECEIVED FOR THE WEEK ENDING 8/3/2013

Babesiosis – 1 canine, Ehrlichiosis – 1 canine

Bureau of Communicable Disease Control
Guam Department of Public Health & Social Services
ISLAND-WIDE COMMUNICABLE DISEASE REPORT

REPORTS RECEIVED FOR THE WEEK ENDING 8/3/2013

<i>Campylobacter sp.</i>	1
Chickenpox	1
<i>Chlamydia trachomatis</i>	35
<i>Clostridium difficile</i>	1
Conjunctivitis	1
<i>E. coli</i> MDR	2
HSV-2	2
Mononucleosis	1
MRSA	11
Scarlet fever	1
Stevens-Johnson syndrome	1
Streptococcal sore throat	8
Streptococcal disease, other	2
VRE	1

PREVENTIVE MEDICINE DEPARTMENT
 U.S. NAVAL HOSPITAL GUAM
**PNEUMONIA CASES SEEN IN GUAM MILITARY TREATMENT
 FACILITIES
 BY WEEK REPORTED, 2013**

